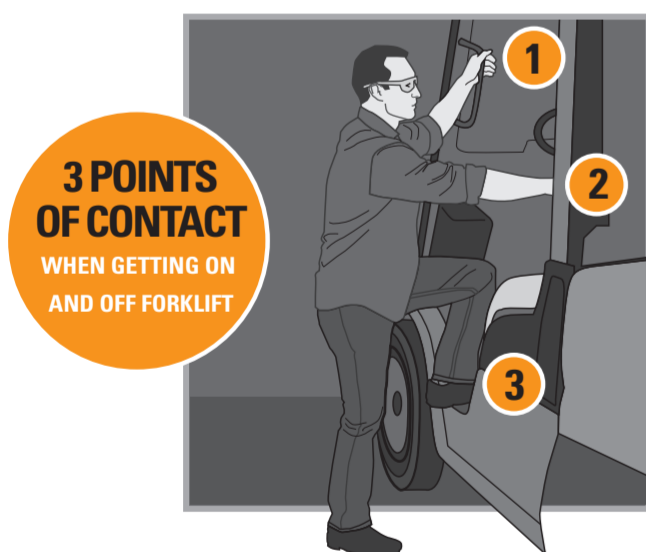
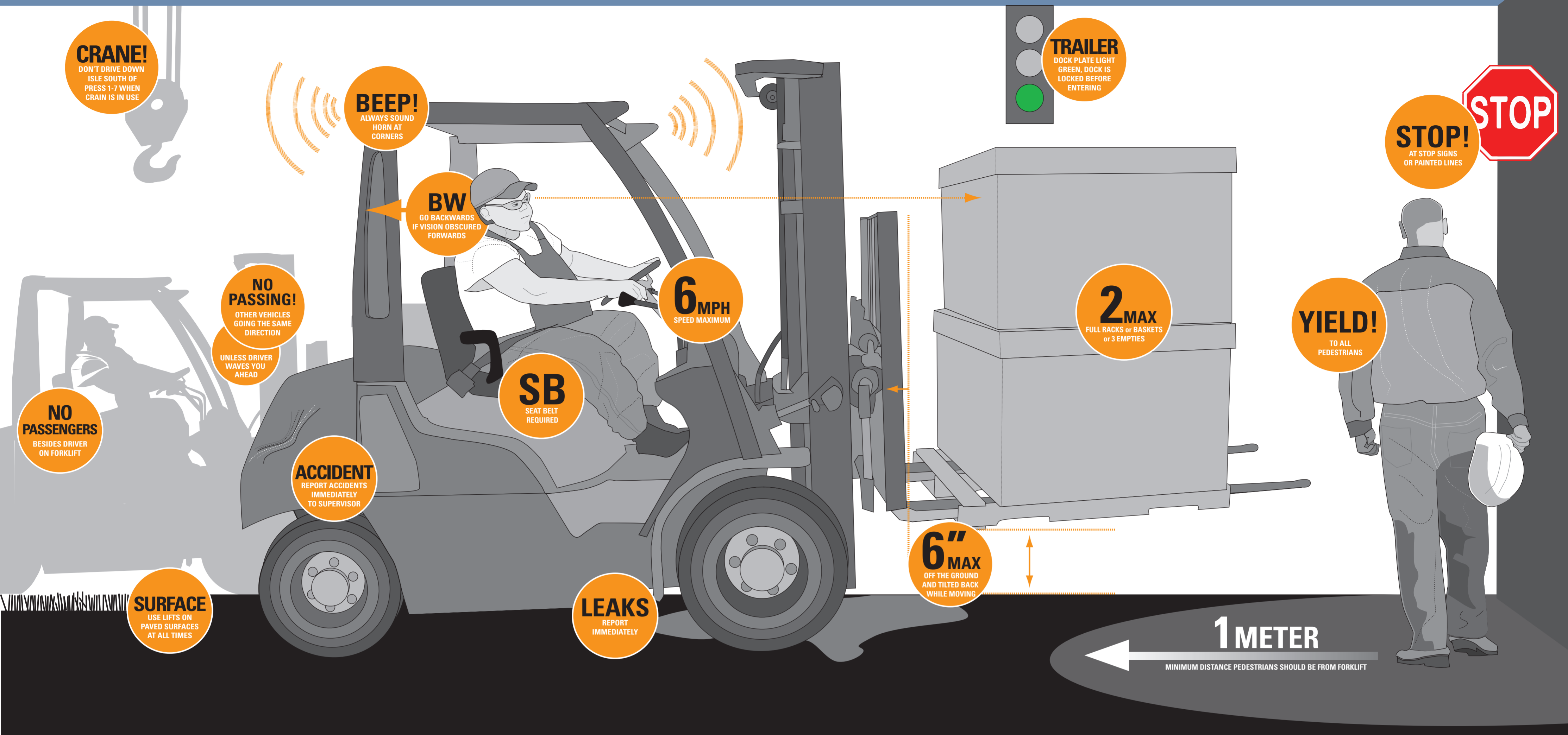


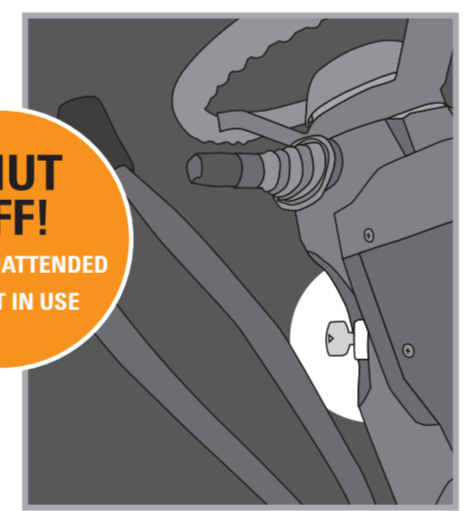
# FORKLIFT SAFETY RULES SAFETY REQUIREMENTS



**3 POINTS OF CONTACT**  
WHEN GETTING ON AND OFF FORKLIFT



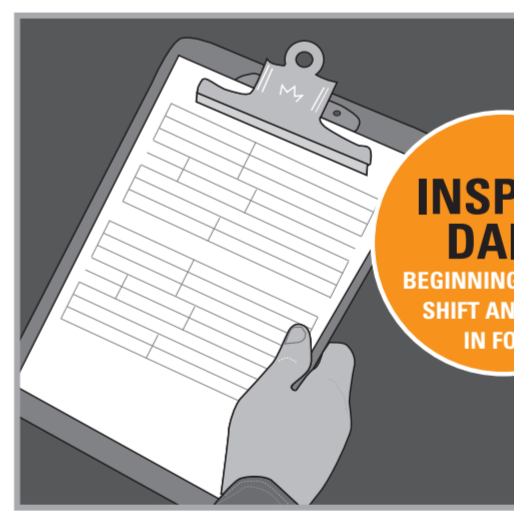
**WEAR**  
SAFETY GLASSES AND GLOVES WHEN CHANGING LP TANKS



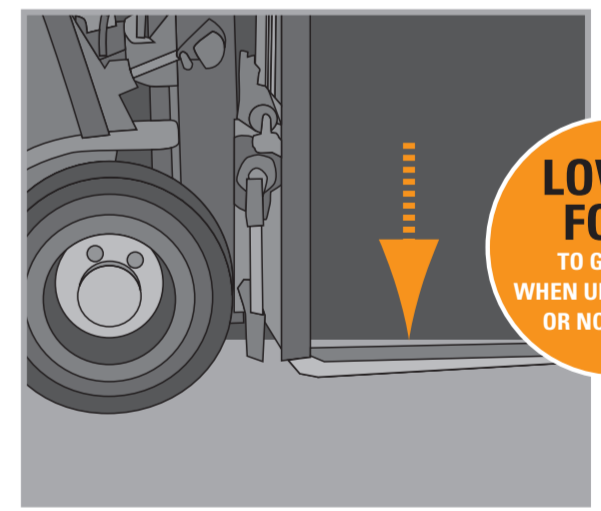
**SHUT OFF!**  
WHEN UNATTENDED OR NOT IN USE



NO SMOKING



**INSPECT DAILY**  
BEGINNING OF EACH SHIFT AND TURN IN FORM



**LOWER FORK**  
TO GROUND WHEN UNATTENDED OR NOT IN USE

**SAFETY VEST!**  
REQUIRED FOR FORKLIFT DRIVERS



## ALWAYS

- KEEP THE LOAD FACING UP A RAMP UNLESS YOUR VIEW IS OBSTRUCTED
- RAISE, LOWER AND DRIVE WITH FORKS TITLED BACK AND LOAD CENTERED BACK
- ENSURE THE DOCKING PLATE INDICATOR IS GREEN, THE DOCK IS LOCKED, JACKS ARE IN POSITION, AND TRAILER FLOOR IS SOUND-BEFORE ENTERING A TRAILER
- FOLLOW THE FACILITY RULES FOR STACKING MATERIALS
- KNOW THE CAPABILITY OF YOUR FORKLIFT AND THE WEIGHT OF YOUR LOAD AND PROCEED SLOWLY WHILE MOVING OR TURNING WITH ELEVATED LOAD

## NEVER

- NEVER ENTER THE AISLE SOUTH OF PRESS 1-7 WHILE THE CRANE IS IN OPERATION
- DON'T DRIVE UP TO ANYONE IN FRONT OF A FIXED OBJECT OR WALL
- NEVER RAISE LOADS OVER OTHER TRUCKS OR PERSONNEL. NEVER LET PERSONNEL WALK UNDER LOAD ON FORKLIFT
- NEVER LIFT PERSONNEL WITH FORKLIFT
- NEVER WALK BETWEEN RACKS AND THE FORKLIFT WHILE IT IS LOADING

THINK SAFE, WORK SAFE, LIVE SAFE